



2023-2024

ANNUAL REPORT

Main Office: 31 Kitpu Street, Scotchfort, PE

Mailing Address: PO Box 36 - Mount Stewart, PE C0A 1T0

Telephone: 902-676-2353 | **Fax:** 902-676-3206

@abegweitfirstnation
www.abegweit.ca

TABLE OF CONTENTS

MESSAGE FROM THE CHIEF	3
BAND EMPLOYMENT BREAKDOWN	4
EDUCATION	5
STUDENT BREAKDOWN (OVER THREE YEARS).....	6
ABEGWEIT EARLY CHILDHOOD CENTRE - ABORIGINAL HEADSTART ON RESERVE.....	7
ECONOMIC DEVELOPMENT	9
COMMERCIAL CENTRE.....	9
ACTIVE TRANSPORTATION PROJECT	9
BLOCKHOUSE POINT LIGHTHOUSE	10
COMPREHENSIVE COMMUNITY ENERGY STRATEGY	11
COMMUNITY DOCUSERIES	11
ABEGWEIT BLUEBERRY FIELDS	12
NATURAL RESOURCES	13
SOCIAL DEVELOPMENT	18
INCOME ASSISTANT PRE-EMPLOYMENT PROGRAM.....	19
HOUSING	21
HEALTH AND WELLNESS.....	23
MENTAL WELLNESS AND ADDICTIONS.....	25
HEALTH PROMOTIONS	27
JORDAN'S PRINCIPLE	29
ENHANCED HOME AND COMMUNITY CARE PROGRAM	30
MATERNAL CHILD HEALTH	30
MI'KMAQ HEALTH SYSTEMS NAVIGATOR.....	30
ABEGWEIT IN THE NEWS	32
GOVERNOR GENERAL OF CANADA, HER EXCELLENCY THE RIGHT HONOURABLE MARY SIMON, VISITS ABEGWEIT FIRST NATION	32
CHIEF'S HAUNTED BARN	32
INDIGENOUS VETERANS DAY - NOVEMBER 8, 2023.....	33
TOBACCO AND FUEL TAX REBATES AND SPENDING	34
CONSOLIDATED FINANCIAL STATEMENTS - ABEGWEIT FIRST NATION.....	35
APPENDIX A.....	35

MESSAGE FROM THE CHIEF



As proud Chief of Abegweit First Nation, it is my honour to present to you our 2023-2024 Annual Report. The work highlighted within this report showcases the accomplishments of our community between April 1, 2023, to March 31, 2024.

As we reflect on this past year, I am proud of the significant steps we have taken together to strengthen Abegweit First Nation and the lives of our community members. Our on-going work in education, health and social services, housing, natural resources, and economic development is remarkable.

This year, we celebrated the opening of our new commercial centre, a key development that will propel economic growth in our community. We also saw the completion of our Active Transportation Project, creating a space for physical activity and reconnecting the community with the Hillsborough River. Additionally, we began work on the historic Blockhouse Point Lighthouse property, an important cultural site for our community.

In our commitment to a sustainable future, we completed a comprehensive Community Energy Strategy to guide our progress towards renewable energy initiatives. This year also brought immensely proud moments including cheering on our youth at the North American Indigenous Games in Halifax, and welcoming the Governor General of Canada to our community.

It was truly a wonderful year of accomplishments and I am grateful to our community members, partners, and staff whose dedication makes these achievements possible. As we move forward, let us continue to work together to create a thriving future for Abegweit First Nation.

Wela'lioq,

Chief Junior Gould

BAND EMPLOYMENT BREAKDOWN

Individuals Employed by the Band 2023-24	Community Members	Non-Community Members
Band Administration	25	7
Construction	16	1
Health Department & Early Childhood Centre	29	25
Commercial Fisheries	39	2
Band Owned Businesses	12	21
Summer Students	14	-
Other (Stream Enhancement, Seasonal)	40	4
Grand Totals	175	60
	235	

EDUCATION

The 2023-24 school year was a busy year for our Education Department with new support and initiatives offered to students and community members.

We increased the academic support for students in kindergarten through grade 12 by establishing three full-time Indigenous Support Teachers positions, an increase from the previous structure of one full-time and two part-time roles. These Public Schools Branch positions were funded by our Tuition Reinvestment Funds within the school branch. The support teachers, Elizabeth Morrison, Megan MacGregor and new hire, Alyx Ellis, were shown to be a great fit for our students. The teachers worked collaboratively with our students, parents and programs within the community. We are thankful for the support these positions have provided.

A new opportunity had been created for our students to enroll in a school under the French Language School Board. An Education Service Agreement had been signed with the provincial government and the French Language School Board - CSLF. This agreement, similar to the existing partnership with the Public Schools Branch, enables our students to enroll and receive their education at a provincial French language school. Students and parents/guardians are encouraged to reach out to our Education Department for further information.

We continued to receive the allocation of funding from Indigenous Service Canada for personal hygiene products. Recognizing the significant expenses associated with these items, we extended the funding for all students from kindergarten to grade 12. This initiative aimed to reduce the financial burden of personal hygiene products, such as menstrual products, deodorant, and body wash.

RBC representatives hosted a financial literacy workshop for our high school students. The workshop focused on budgeting, saving and investing. During the session, students had the opportunity to open their own banking accounts and enroll in direct deposit through our Finance Department. Additionally, the event served as an opportunity for students to discuss their educational and career aspirations. This valuable information assisted with their student summer employment placements, ensuring students were placed within an area of interest.

To continue strengthen our connections with surroundings communities, we established two high school bursaries. These bursaries were available to all students graduating from Morell Regional High School. The selection of the recipients were chosen for students intending to continue their education and have demonstrated a commitment to the values of Truth and Reconciliation. Our Education Department will be providing these bursaries on an annual basis, with the intention of extending this initiative to Bluefield High School.



Community members were provided with the opportunity to enroll in JVI's School Bus Class 2A course. This rigorous three-week program resulted in three newly certified bus drivers for the community. These drivers increased the availability of substitute school bus drivers and expanded the availability of drivers for community field trips.

We received a new allocation of funding for Adult Education programming. With this funding, we provided new technology, resources and furnishings to our existing Adult Education program. Additionally, we began offering a monthly attendance incentive to students.

In partnership with the Faculty of Indigenous Knowledge, Education, Research, and Applied Studies (IKERAS) at UPEI, we delivered the "Introduction to Mi'kmaw Language" course within the community. Thirteen participants successfully completed the course, earning a university credit at no cost to them. We intend to offer the course again in the community in January 2025.

In another partnership with UPEI, Elder Terry LeBlanc, along with staff from the Healing Centre, taught the third-year nursing course, "Indigenous Health, Healing and Wellbeing." Classes were delivered every second week in the community. It was a successful course with positive feedback from students. The course will be offered again with increased numbers in the upcoming school year.

Student Breakdown (Over three years)

Breakdown of Students Funded by Band	2021-22	2022-23	2023-24
Head Start Program	2	2	5
Elementary	50	49	49
Junior High	6	3	3
High School	21	25	22
Post-Secondary	9	10	8
Total Students Funded	88	89	87
High School Graduates	2	6	3
Post-Secondary Graduates	1	2	3
Post-Secondary Deferrals	0	0	0

First Day of School, Sept 2023 / UPEI Language Course



Abegweit Early Childhood Centre – Aboriginal Headstart On Reserve

The Abegweit First Nation Early Childhood Centre is a provincially licensed Early Childhood Centre that offers high quality, affordable education, and care for infants nine months old to school entry age. The Centre operates Monday to Friday, year-round from 7:45am to 4:15pm.

Our Early Childhood Educators follow the provincial Early Learning Framework, as well as the Assessment for Quality Improvement framework to ensure high-quality childcare services. The Abegweit Early Childhood Centre is grateful to have Elder Georgina Francis visit twice a week to teach the children and educators Mi'kmaq language. In addition, an Occupational Therapist and Speech Language Pathologist visits the Centre once a week for children who require these services. Abegweit First Nation is thrilled to have these services for children to support their early learning and development.

In July 2023, our playground broke ground and we finally got to enjoy it that following August. September the government dropped daycare fees, we went down to \$100 a month for band members. We also got approved to take an additional three infants which brings us to nine infants total.

We would also like to thank Colby MacKinnon for making two barricades for our front yard/parking lot, this gives us a safe way to enjoy the pavement without having worries of cars turning in. This was especially helpful while our playground was under construction and our backyard was off limits.

year:

- one Director
- three Infant Early Childhood Educators
- one Toddler Early Childhood Educator (2 year olds)
- one Preschool Early Childhood Educator (3 & 4 year olds)
- one Jordan's Principle Support Worker
- one Pedological Support Worker
- one Cook
- one Summer Student

Children's enrollment was:

- nine Infants (9 months-22 months)
- five Toddlers (2 year olds)
- 11 Preschoolers (3-5 year olds)

The Abegweit Early Childhood Centre is continuously growing, and families are encouraged to register their children for the waitlist as soon as possible. Please contact 902-676-2412 or earlychildhood@abegweit.ca. In saying this, we have seen an increase in families being proactive and contacting us as soon as they know they're expecting! This helps us plan for the future and adjust our numbers and classrooms to enroll children sooner.

ECONOMIC DEVELOPMENT

Commercial Centre

Built on time and within budget, our commercial centre is officially open for business! This year we hosted many great events in the building, including a concert featuring Indigenous folk-duo Twins Flames, a Fall Flavours culinary event known as “Taste of Epekwitk,” and many community workshops and meetings. We are also excited to announce the official name of the building, Abegweit Connects, inspired by the building's ability to foster economic, cultural, and social connections. In addition to events, there is lease space available in the building that is generating revenue for the community. Currently, these tenants include the Mi'kmaq Confederacy of PEI, Assembly of First Nations Regional Chief's Office, Abegweit Land Code Division, Indigenous Tourism Association of PEI, MCPEI, DFO, and the Noble Chef. All these tenants support the revenue generation of the building and are bringing new business to the area.



Active Transportation Project

Abegweit completed construction of its Active Transportation Project. This project came in close to \$7 million, with investments from Infrastructure Canada and the Province of Prince Edward Island and has dramatically improved the interconnectivity of the Scotchfort reserve. It features new walkways, turning lanes, highway improvements, a pedestrian underpass, and embankment to accommodate a floating dock system on the Hillsborough River.



Blockhouse Point Lighthouse

We have officially started work on our property at the Blockhouse Point Lighthouse in Rocky Point, including clean-up from Hurricane Fiona, site work, engineering designs and assessments. We have exciting plans for the area which will preserve history and natural beauty, while enhancing visitor access and experience! We are also excited to announce that ownership of the Blockhouse Point Lighthouse has officially transferred from DFO to Abegweit First Nation. With full ownership of the lighthouse, and the adjacent 12+ acre property, we are excited to turn our conceptual site plan for the area into reality! Stay tuned to our social media platforms for exciting updates.



Comprehensive Community Energy Strategy

We are also pleased to have completed our new Comprehensive Community Energy Strategy (2024-2029) for the community. The strategy was facilitated by our partners at MRSB Consulting and Coles Associates, and features recommendations on how we can reduce the environmental footprint of our community through energy efficient homes, net-zero community buildings, the adoption of EV charging infrastructure, and the implementation of a large renewable-energy generation project. The report was based on a tremendous amount of technical research and best practice visits to the Summerside Solar Bank Project, Slemon Park Micro-Grid, Glooscap First Nation, and Samsø Island in Denmark. With the plan, the community has a clear and research-backed framework for reducing its reliance on fossil fuels and transforming into an environmentally sustainable community for the benefit of future generations.



Community Docuseries

Finally, we are excited to release episode two of our community docuseries: Growing with Our People. This episode features many of the great projects taken place in the community, with a focus on commercial projects, and introduces more of the incredible team here at Abegweit First Nation! Have a watch and let us know what you think:

<https://drive.google.com/file/d/1SzOP7KecmxUCI113triybHBrJKCm4fqC/view>

Abegweit Blueberry Fields

PEI had below than average snowfall in the winter of 2022 as well as severe cold in February 2023, which caused some winter damage impacting on this year's harvest. In late May early June of 2023, the weather was not ideal for pollination, as it was cold and wet. The later part of June did see improvements to the weather, however in the end the overall yield for our Abegweit crop was down, like many other Island farms. To address the challenges of climate change, the Band applied through Agriculture and Agri-Food Canada to install an irrigation system to help protect the field from drought, frost and winter kill. It is expected the irrigation system will be installed in 2024. Each year there is a portion of the field that is left open and is the last part to be harvested so community members can go to the field and hand pick berries for their own use.



NATURAL RESOURCES

The 2023-2024 fiscal year for the Abegweit Natural Resources Department (NRD) was shaped by the ongoing recovery from Hurricane Fiona, which struck in late September 2022. The devastation caused by the hurricane impacted all areas of the department, from fisheries to conservation efforts. Despite these challenges, the NRD remained steadfast in its commitment to sustainably manage and enhance natural resources for the Abegweit First Nation.


Department Overview

The NRD is composed of several key divisions, each of which played a critical role in recovery efforts while continuing to fulfill its mission:

1. Fisheries
2. Guardians
3. Abegweit Conservation Society (ACS)
 - a. Forestry
 - b. Stream Enhancement
 - c. Abegweit Biodiversity Enhancement Hatchery (ABEH)
4. Emergency Measures Organization (EMO)

Fisheries

The Fisheries Division faced considerable challenges this year as Hurricane Fiona caused widespread damage to key infrastructure. Repairs to wharves and damages to the NRD compound and vessels disrupted regular operations for both lobster and snow crab fisheries. Nevertheless, the division worked diligently to recover and resume normal fishing operations.



Lobster Season 2023:

- The season employed 21 community members.
- Repairs were done on all vessels following Hurricane Fiona the previous year and the season started with a short delay due to weather.
- For the lobster season, following Fiona, we saw a return to stable operations following repairs, with market prices stabilizing at \$8.00/7.25 to \$7.50/6.75 per pound, with overall landings down for all fishers in Redhead for the season.

Lobster Landings 2022 & 2023			
Vessel	Harbour	2022 Pounds	2023 Pounds
Fermoy Fisher	Red Head	16,952	11,962
Madison & Noah	Red Head	17,419	11,081
Captian's Quarters	Red Head	9,509	7,843
Weather Oar Knot	Red Head	10,738	10,548
Covehead Rover	Naufrage	24,085	24,956
Gone Gulping	Naufrage	14,506	22,870
Christopher's Future	Naufrage	12,182	11,862

Snow Crab Season 2023:

- Employed 10 community members.
- The season was delayed due to weather calls but started April 11.
- Season quota was increased due to DFO biomass projections and through a 50T addition that was negotiated with DFO by Chief and Council.

Snow Crab Landings 2022 & 2023			
Vessel	Harbour	2022 Pounds	2023 Pounds
Crabin Fever	Souris	96,170	173,894
Max'D Out	Souris	95,323	212,332

Abegweit Conservation Society (ACS)

The Abegweit Conservation Society had a challenging year as well, with the recovery from Hurricane Fiona being a top priority. Clearing roadways, access points, and a significant number of in-stream blockages dominated the stream enhancement work, while forestry management efforts were delayed due to access issues. ABEH faced disruptions to fish releases and brood stock collection due to blocked rivers and inaccessibility to key locations.

Forestry

- Hurricane Fiona severely impeded forestry operations, with extensive blowdown blocking key management roads and access points.
- Recovery efforts focused on clearing debris and restoring access, with long-term sustainability and future project planning underway.

Stream Enhancement

- Clearing in-stream blockages caused by the hurricane was the primary focus, with significant delays in enhancement projects.
- Efforts to restore access to key rivers like Morell and Midgell are ongoing, with progress made thanks to local partnerships.

Abegweit Biodiversity Enhancement Hatchery (ABEH)

- Brood stock collection and fish releases were impeded due to blocked access points along key rivers.
- Despite these challenges, ABEH managed to meet production goals for Atlantic Salmon and Brook Trout, continuing to support biodiversity efforts across Prince Edward Island.



Guardians

The Guardians division had a pivotal role during the 2023-2024 fiscal year, providing essential support across multiple divisions, particularly in response to the lasting impacts of Hurricane Fiona. Their contributions were key in both the immediate disaster response and the ongoing recovery efforts, especially for the Fisheries and the Abegweit Conservation Society (ACS). In the aftermath of Hurricane Fiona, the Guardians acted as cooperative responders, assisting in the oversight of fishing vessel repairs, addressing damages to wharves, and ensuring fishers had safe access to harbors and equipment. Their role was vital in coordinating the recovery of fishing operations, helping the Fisheries Division resume activities with minimal delays. In addition to their fisheries support, the Guardians worked closely with the partners of the ACS field crew as they cleared blocked roads, trails, and streams caused by storm debris. This collaboration allowed the ACS to return to its core conservation work without extended delays.

Mi'kmaq Harvesters Support

Beyond their hurricane recovery work, the Guardians continued their mission of supporting Mi'kmaq harvesters by promoting and protecting traditional fishing and hunting practices. They played a key role in advocating for the inclusion of Mi'kmaq customs and traditional knowledge in natural resource management. By working closely with Indigenous harvesters, the Guardians helped ensure that cultural practices were upheld, while safeguarding natural resources for future generations. Their efforts included supporting Mi'kmaq harvesters in accessing traditional harvesting areas, observing customary practices, and integrating Indigenous knowledge into broader conservation strategies. Throughout the year, the Guardians proactively upheld customary conservation practices, working in close coordination with the Fisheries and ACS divisions to ensure that natural resource management aligned with Mi'kmaq traditions. Their work included monitoring for illegal fishing and overharvesting, educating community members on sustainable harvesting practices, and collaborating with partner organizations to protect local wildlife and habitats. Their dual focus on conservation and cultural preservation helped to ensure the sustainability of both resources and traditional practices.

Emergency Measures Organization (EMO)

The Emergency Measures Organization (EMO) continued to play a critical role in guiding Abegweit First Nation through the extended recovery from Hurricane Fiona while also enhancing community safety and preparedness. The EMO's efforts focused on rebuilding damaged infrastructure, providing ongoing support to community members affected by the hurricane, and developing long-term strategies for emergency resilience. By working closely with local, provincial, and federal partners, the EMO ensured a coordinated and sustainable recovery process.

Hurricane Fiona Recovery

The long-term recovery from Hurricane Fiona remained a central priority for the EMO throughout the fiscal year. With widespread damage to infrastructure and services, the organization coordinated repair efforts across Abegweit's reserves, ensuring the restoration of essential services such as power, water, and housing. The EMO also managed volunteer support networks that helped clear debris, rebuild homes, and address the ongoing needs of community members still recovering from the hurricane's impact. This included providing emotional and logistical support to those facing long-term housing or economic challenges as a result of the storm. The EMO's careful planning and sustained efforts helped the community move closer to full recovery.

Community Safety Initiatives

Beyond the immediate recovery efforts, the EMO prioritized the enhancement of community safety and emergency preparedness. This included refining strategies for managing future storms, power outages, and other natural disasters. The EMO updated emergency response protocols to improve coordination during emergencies and expanded training programs for community volunteers and staff. Additionally, the



organization conducted safety drills and workshops on emergency readiness to better prepare residents for future crises. These initiatives strengthened the community's ability to respond to unforeseen events, ensuring both short-term safety and long-term resilience.

Partnership Development

The EMO continued to foster relationships with local, provincial, and federal partners, building on the strong networks established during previous recovery efforts. These partnerships were essential in securing funding and resources for rebuilding projects, improving disaster response capabilities, and advancing long-term community resilience plans. By maintaining these collaborations, the EMO ensured that the Abegweit First Nation had access to the necessary support and expertise to face future challenges. This ongoing partnership development also opened doors to new opportunities for training, resources, and emergency planning, positioning the community for success in future crises. Overall, during the 2023-2024 fiscal year, the EMO played a vital role in balancing long-term hurricane recovery efforts with proactive safety measures. Their commitment to rebuilding infrastructure, supporting community members, and enhancing emergency preparedness helped ensure the Abegweit community remained resilient in the face of ongoing challenges. Through strengthened partnerships and a focus on future readiness, the EMO continued to build a safer and more resilient community for the years ahead.

The 2023-2024 fiscal year was dominated by recovery efforts from Hurricane Fiona. Despite these challenges, the Abegweit Natural Resources Department demonstrated resilience and adaptability in all divisions. Through hard work and community collaboration, the NRD continued its mission to sustainably manage natural resources while addressing the immediate and long-term impacts of the storm.

Looking ahead, the NRD remains committed to rebuilding and enhancing natural resource management for the benefit of the Abegweit First Nation and the broader ecosystem.



SOCIAL DEVELOPMENT

Abegweit First Nation's Social Development program continues to deliver short and long-term financial support to individuals and families who are experiencing financial adversity. Our Social Development team is dedicated to maintaining and enhancing the quality of life in the community through a holistic case management approach. We continue to renew our license with the Aboriginal Statistical Assistance Programs (ASAP) software system. ASAP is best suited for the Social Development program's bi-weekly payment system and schedule.

With the help of Chief and Council, the remaining Inflation funding was sent out directly to individuals and families utilizing the Social Development program to help alleviate the high cost of living. We are currently advocating for additional Inflation Relief funding at the national level. The Social Development program continues to adjust our Income Assistance rates yearly, to best suit the community's needs along with providing our annual clothing allowance.

Alisha Knockwood, case manager and assistant, has taken on the role of Indigenous Registry Administrator. Alisha has undergone extensive training for this role, helping individuals register Indigenous status, updating Indigenous Services Canada with any document changes, processing status cards and helping individuals apply for their Secure Certificate of Status Cards.

Engagement for the Social Development policy renewal and funding agreements continues both locally and at the national level. We are excited to move forward in a positive way that best suits our community's growth, needs and success with more details to follow in the upcoming year. The Social Development team looks forward to attending the National Income Assistance Forum scheduled for the Fall of 2024.

We continue to be diligent in providing individuals and families enrolled in the program with essential appliances and furniture for all new homes, as well as upgrades to appliances and furniture in existing homes within the community.

Income Assistant Pre-Employment Program

The Income Assistant Pre-Employment Program aims to support those who are currently receiving social assistance by providing training and resources to build skills and overcome barriers to employment. This initiative helps to address the unique challenges faced in the communities, helping participants to gain confidence, improve their employability, and secure sustainable job placements.

The Program Components include:


1. Skills Development

- a. The program offers educational sessions such as First Aid & CPR, Whimis, Food Safety, Relationship Building, Health & Wellbeing and is tailored to meet the needs of the participants.
- b. “Future Community” participants have Mental Health & Addiction Services available and include sessions such as horse therapy, talking circles, smudging ceremonies and sessions held by the community Healing Centre team that include Clinicians, Therapists and addiction workers.
- c. Participants in the program participate in Smudging Ceremonies, Beading and dream catcher workshops, Drum making sessions by Knowledge Keepers in the community.
- d. This also includes literacy and numeracy classes, GED programs and specific job-related skills.
- e. Budgeting workshops that are individualized to the needs of the participant.
- f. Life Skills sessions: These workshops focus on the essential skills such as time management, communication, teamwork and problem-solving.

2. Mentorships/Job Placements:

- a. Each participant and project worker develops a personalized plan that aligns with their interests and strengths.
- b. The program facilitates placements in internships giving participants firsthand experience in their chosen fields.
- c. Connecting participants to potential employers through job fair sessions, and other opportunities to network.

The “Future Community” program is a crucial initiative that addresses the multiple barriers to employment. By providing targeted training, personalized support and practical work experience, the program empowers participants to build sustainable careers and contribute positively to their communities.



HOUSING

The 2023-2024 year was extremely busy for housing construction in our community. Our construction team made significant progress, completing the Rapid Three Homes, Passive Solar Homes, and other construction and renovations under CMHC and ISC Housing programs. To meet deadlines, the Band also subcontracted with local contractors for some of the work.



In addition to new construction, we formed a partnership with the Province of PEI, North Shore Mi'kmaq Tribal Council, and CMHC to assess our existing housing stock. This partnership aims to bring our homes up to National Building Code standards for energy efficiency and accessibility. Phase one of the project involved assessing the homes and identifying necessary work, while phase two, which will begin in late summer 2024, will focus on renovations. North Shore Micmac District Council engineers worked closely with Abegweit to complete these independent housing assessments.

Additionally, CBCL was hired through a competitive process to conduct a feasibility study for a new 22-site subdivision in Scotchfort. We're also excited to announce that, in collaboration with ISC, four new lots were added to the Rocky Point Reserve.

On June 19, 2023, we successfully completed an Asset Management workshop with the North Shore Micmac District Council. Over 30 people attended the event, which focused on the careful planning and stewardship of community resources like land, buildings, natural resources, and finances to ensure long-term sustainability. Asset management aims to balance economic growth, environmental care, and cultural preservation, helping guide our community toward a strong, sustainable future.

At the 29th Annual Cando Conference, our Housing and Infrastructure Office Manager, Bethany Knockwood, and Economic Development Officer, Tyler Gould, represented Abegweit. They presented "Implementing Innovation: Indigenous Homes Innovation Initiative – Abegweit Success Story," highlighting our progress with the Indigenous Homes Innovation Initiative. One of the key projects showcased was the Abegweit Passive Solar Housing, which focused on building energy-efficient homes for young families, reducing energy costs, and promoting energy independence, while providing employment and skill-building opportunities for community members and working toward Canadian passive house certification.



Abegweit Homes on Reserves		
Scotchfort	Rocky Point	Morell
89	20	9
Total		118



HEALTH AND WELLNESS

The Wellness Centre provides many different programs and services while supporting the community and administration office in many more ways than are listed below. The COVID-19 pandemic caused the team to deliver programs and services in new and innovative ways to meet the needs of the community.

- **Visiting Professional Clinics:** Weekly/Monthly clinics are held at the AFNMWC for various health professionals such as a Family Physician, Psychiatrist, and Diabetes Nurse Educator.
- **Blood Collection Clinic (Venipuncture):** A Blood Collection Clinic (venipuncture) is offered at the AFNMWC weekly. Blood work requisition form provided to you by your physician and your provincial health card is required.
- **Diabetic Foot Care Clinic:** The AFNMWC offers a foot care clinic every six weeks.
- **Blood pressure & glucose monitoring:** Can be requested from the client.
- **First Aid/CPR Course:** Instruction is available to various programs and staff of the AFNMWC. Scheduled group training will be given at various times. Individual re-certification training sessions may be offered based on scheduling.
- **Sexual Health:** Information sessions on sexual health topics such as sexually transmitted diseases, sexuality issues, HIV/AIDS, birth control options etc. take place at AFNMWC. Private individual info sessions for individuals or groups are also available. At AFNMWC we also provide condoms free of charge.
- **Communicable Disease Prevention and Control:** The Community Health Nurse works within the community to reduce; or if possible, eliminate communicable disease. These are diseases that can be passed from one person to another. This includes surveillance, investigation, follow-up, prevention, and outbreak management.
- **COVID-19 Information, Screening, Vaccination, & Testing:** AFNMWC provides clients and their families information regarding COVID-19. Screening is required before any client/family interaction and is completed through various methods such as; screening questionnaires, rapid screening tools, etc. COVID-19 immunization/testing clinics are available to all community members and their families.
- **Immunization:** The Wellness Centre has registered nurses that are certified to provide immunizations to all ages.
- **Home Visits:** We encourage requests by individuals for home visits for those who are new mothers, diabetics, shut-ins, physically challenged, hospital aftercare and/or chronic care patients.

- **Medical Transportation:** AFNMWC has a medical vehicle for transportation to the nearest appropriate medical facility. However, it does provide clients the option of a private driver covered through Non-Insured Health Benefits (NIHB). The use of an ambulance for emergency purposes or travelling out of town due to a medical condition may be covered under the NIHB Medical Transportation Framework.
- **Coordination of Non- Insured Health Benefits and Medicare (dental, vision, medical equipment, special medical approvals, medical application renewal, medical drivers):** Abegweit First Nation Mi'kmaq Wellness Centre staff work closely with the First Nations & Inuit Health Branch Non-Insured Health Benefits staff regarding applications for dental, vision, medical transportation, medical equipment, and for special authorization for medical approvals.
- **Well Women's Clinics:** Every stage of a woman's life from adolescence to mid-life and beyond is unique and valuable and every woman deserves safe and satisfying well woman care. The AFNMWC offers a Well Women's Clinic yearly. Topics and services during these clinics include, but are not limited to pap screening, self-breast exam education, birth control options, menopause etc.
- **Men's Health Clinic:** Our Men's Health Clinic is aimed at providing information on the health conditions and risks that are most common to men to promote optimal physical, emotional, and social well-being. An annual clinic will include various topics of interest such as Prostate Health, Testosterone, etc.
- **Enhanced Home and Community Care Program:** This program currently conducts home visits to assess and assist client's needs. The goal is to promote the clients' ability to live independently in their home. The Enhanced Home and Community Care Program will be providing client assessments, case management, home care nursing, personal care, home support and respite services. Service is for all community residents of any age. This program includes but not limited to, weekly Elder drop-in, monthly Elder meal, monthly Elder Advisory Committee meeting, Meals on Wheels, Lifeline assistance.
- **Mental Wellness and Addictions Program:** This program provides a safe, confidential, and compassionate environment for our community members. Our Mental Wellness and Addictions Team are available to help with difficulties that clients/families may be experiencing without judgement, shame, or stigma. The Mental Wellness and Addictions Team deliver a holistic program that provides the following services: individual counselling, alcohol and drug addiction support, workshops and educational sessions, referrals, MMIWG support, Indian Residential Care support, Indian Day School support, Sixties Scoop support, Cultural support, and access to a care facilitation team.
- **Cultural Services:** At AFNMWC, we provide cultural services that include but not limited to; Mi'kmaq language classes, seven sacred teachings, seven hoops of inter-generational trauma, medicines, ceremonies, sweats, regalia making, healing circles, and traditional healer/Elder support etc.

- **Maternal Child Health Program:** Supports the health and wellness of infants and children through the strong involvement of parents and family. This program includes, but not limited to; pre-natal/post-natal classes, milk/food vouchers for pre-natal and breastfeeding mothers, car seat safety sessions, breastfeeding support, etc.
- **Child Health Clinics:** These clinics provide opportunities to get your baby weighed and ask questions about your baby's general health or any questions you may have. This service is available anytime by stopping in or by contacting the Community Health Nurse.
- **Health Promotion Program:** The Health Promotion Program is coordinated by a Registered Dietitian whose focus is health promotion and injury/illness prevention which includes maternal health, infant health, child health, school health, adolescent health, adult health, and elder health. This program includes, but is not limited to, cooking classes, weight loss challenges, nutritional consultations, one-on-one counselling, community gardens, early years menu support, etc.
- **Aboriginal Diabetes Initiative Program:** The overall goal of the Aboriginal Diabetes Initiative (ADI) is to improve the health status of First Nations individuals, families and communities through actions aimed at reducing prevalence and incidence of diabetes and its risk factors. AFNMWC supports activities targeted at healthy eating and food security, increasing physical activity as a healthy living practice, increasing the early detection and screening for complications of diabetes. This program includes but is not limited to; good food box program, walking group, diabetes breakfast, etc.

Mental Wellness and Addictions

The Healing Centre of the AFNMWC's Mental Wellness and Addictions Program continues to provide numerous personalized supports for the community. Within its walls, counselling services flourish, fostering a sense of connection and healing. Over the past years, the program has evolved, integrating cultural traditions and innovative therapies to create a holistic approach to mental wellness and addiction recovery.

The Healing Centre offers "Beading, Bannock, and P'tewey" sessions, where participants gather to create beautiful beadwork while sharing stories and traditions. The therapeutic paint pour sessions allow individuals to express emotions through art, while drum making workshops continue to be offered multiple times per year. These activities, combined with the Applied Suicide Intervention Training (ASIST), equip staff and community members with the skills needed to support those in crisis.

The Centre's Elder plays a pivotal role through weekly talking circles, creating a safe space for individuals to share their experiences and seek guidance. His one-on-one sessions are transformative, offering personalized support and expanding the center's ability to provide culturally relevant wellness services.

In June of 2023, the Acting Dean of UPEI's Indigenous Knowledge Education Research and Applied Studies (IKERAS) program, Gary Evans, asked the Healing Centre's Elder to develop and teach a course for them. This class focused on Indigenous Health and Wellbeing as an instructor of record, and with the employees of the Wellness Centre, a thorough course was developed as is required for graduation in the UPEI Nursing Program.

The program's dedication to addressing addictions has led to the expansion of the addictions and outreach positions. The addictions worker diligently connects community members with First Nations treatment centers and other essential supports, including one-to-one supports, providing Naloxone training, and ensuring that no one faces their struggles alone. Monthly psychiatry clinics with Dr. Schnieder further enhance the comprehensive care offered at the Healing Centre.

Professional development continues to be a priority, with staff participating in Trauma-Informed Care, Grief Support Training, and Gender Sensitivity Training. These efforts ensure that the team remains equipped to address the complex needs of the community.

The program also addresses the needs of those affected by addiction through craft training, teaching families how to support their loved ones in safe and healthy ways. Cannabis education from an indigenous perspective informs the community about both the benefits and risks of cannabis use, fostering informed decision-making.

Mental health first aid training has also become a crucial part of the program. This training equips individuals with the knowledge to assist those in a mental health crisis, enhancing the overall support network within the community.

The program's achievements have not gone unnoticed. After a rigorous Accreditation Canada survey, the Mental Wellness and Addictions Program proudly stands as an accredited program with exemplary standing.

Culturally driven women's groups and events, such as ribbon skirt sessions and candle making with traditional medicines like sage, provide opportunities for connection and growth. The Family Violence Prevention Walk stands as a testament to the community's commitment to fostering safety and support.

Partnerships with external organizations further enrich the program's offerings. Together, they increase community awareness and understanding of the MMIWG issue, attending and participating in events like the Aboriginal Women's Association Red Dress Walk and the Family Violence Prevention Walk.



Through these diverse and culturally enriched initiatives, the AFNMWC's Mental Wellness and Addictions Program continues to transform lives, empowering individuals and strengthening the community's bonds. The Healing Centre stands as a testament to resilience, hope, and the unwavering spirit of the Abegweit First Nation.

Health Promotions

Individual Consultations

One-on-one consultation between community members and the dietitian occur on an as needed basis. Individuals are referred by other health care professionals (i.e. provincial dietitian, nurse, or physician), or they may self-refer. Topics of discussion included, diabetes prevention and management, meal planning, blood sugar monitoring, blood work review, sick day management, chronic disease prevention and management, meal planning, weight loss/weight gain. These assessments or follow up visits are being done at either the health centre or in the home of the client to maximize access. Referrals are made when necessary.

Diabetes Support Group

Diabetes Support Groups are offered on a monthly basis. These groups are offered to members living with diabetes and are client focused and led.

Hypoglycemic Kits

The HPC is responsible for updating the hypoglycemic kits. These kits are available to clients living with diabetes and who may be susceptible to having lows. These kits include Dex 4 tablets, apple juice and a Glucerna protein bar. Clients were provided education around how to treat lows by the HPC using the 'Hypoglycemia: Low blood sugar in adults' handout from Diabetes Canada (hardcopy provided in kit).

Wellness & Activity Challenges

We've introduced a variety of Wellness & Physical Activity Challenges to encourage community members to engage in fun and motivating activities. These challenges are designed to promote physical activity, mental well-being, and healthy lifestyle habits. The challenges vary from cooking challenges and recipe sharing to mindfulness journaling and community walks.

Each challenge comes with resources, tips, and motivational content to keep participants engaged and motivated. Additionally, we offer incentives and rewards for participation and achievement, creating a sense of accomplishment and community pride. Through these challenges, we aim to build healthier habits, improve overall well-being, and strengthen our community's interest in physical and mental well-being.

Group Training and Fitness Classes

Weekly group training classes provide structured, instructor-led sessions that cater to various fitness levels and interests. These classes are led by a qualified Strength and Conditioning Specialist, ensuring that participants receive expert guidance and support. The classes foster a supportive and energetic environment, making exercise enjoyable and social.

By participating in these classes, community members can improve their physical health, build strength, and connect with others who share similar goals. In addition to group classes, 1-on-1 training sessions are available at request for community members seeking personalized attention. These sessions provide an opportunity to work closely with our Strength and Conditioning Specialist to achieve specific goals, address individual needs, and receive customized support.

Recipe Bags

We introduced Recipe Bags to make healthy eating fun and more convenient for our community. Each bag contains pre-measured ingredients and simple instructions to prepare nutritious meals at home. This initiative not only promotes healthy eating habits but also reinforces community interest in preparing home-cooked meals.

The convenience of having all the necessary ingredients ready to use gets people into the kitchen more often, sparking interest in preparing homemade food. With easy-to-follow recipes, those with little to no cooking experience can gain confidence and enjoy the process of creating meals from scratch. This initiative helps build a foundation of essential cooking skills that can lead to a lifelong appreciation for healthy, home-cooked meals. This not only enhances food literacy but also brings families together, creating opportunities for shared experiences and bonding over meal preparation.

Subsidized Produce Boxes

Our 'Good Food Box' program aims to make fresh fruits and vegetables more affordable and accessible to all community members. By providing these boxes at a reduced cost, we ensure that everyone has the opportunity to incorporate more fresh produce into their diets, promoting overall health and well-being. This initiative supports interest in trying new foods and strengthens our community's connection to sustainable and nutritious food sources.

Health Literacy

We organized a variety of programs and workshops aimed at enhancing knowledge on critical health topics such as nutrition, mental health, and chronic disease management. Our Lunch and Learn sessions were particularly successful, featuring expert speakers and interactive discussions that educated attendees on important health issues. Some specific Lunch and Learns included Alzheimer's Awareness, Liver Health, and Sexual Health. These sessions not only increased health knowledge but also encouraged participants to adopt healthier lifestyles. Educational materials, including brochures,



pamphlets, and online resources, were widely distributed, ensuring that valuable health information reached a broad audience. The feedback from participants was overwhelmingly positive, with many reporting improved health practices and a better understanding of health-related topics.

Cultural Events


Our cultural events this year focused on traditional teachings and skills, celebrating and preserving cultural heritage. We organized events such as basket making, ribbon skirt making, and sweet grass picking, which were well-received by the community. These activities provided participants with hands-on learning experiences, allowing them to connect with their cultural roots and gain practical skills. These cultural events fostered a sense of community, pride, and connection to cultural heritage.

Community Events

Community involvement has been a cornerstone of our efforts this year, with a strong focus on social engagement. We established partnerships with local businesses, non-profits, and healthcare experts to support our initiatives. Our community events, including Men's and Women's Health Events and annual Community BBQ, were designed to engage the community in fun and educational activities. The Men's and Women's Health Events offered targeted health screenings, informative workshops, and opportunities for social interaction, addressing specific health concerns and promoting overall well-being. These events were well-attended and provided valuable resources and support to the community. The annual community BBQ was a highlight of the year, bringing together families and individuals for a day of fun, food, and fellowship. Overall, our community events have fostered a sense of belonging and encouraged healthier lifestyles among participants.

Jordan's Principle

Continues to be successful in providing our children with accessibility to recommended health, social, and educational services. A few of these services include speech language therapy, occupational therapy, physiotherapy, educational assistants, tutoring, assistive technology, and psycho-educational and neurological assessments.



Another success for Jordan's Principle was the Canadian Human Rights Tribunal (CHRT) 36 ruling. The CHRT ruling has extended the eligibility criteria under Jordan's Principle.

The updated eligibility includes a child must be under the age of majority in their province or territory of residence, permanently reside in Canada and meet one of the following criteria:

- the child is registered or eligible to be registered under the Indian Act,
- the child has one parent/guardian who is registered or eligible to be registered under the Indian Act
- the child is recognized by their Nation for the purposes of Jordan's Principle

- the child is ordinarily resident on reserve

For any parent or guardian interested in learning more about Jordan's Principle and/or the updated eligibility criteria, please contact the Wellness Centre.

Enhanced Home and Community Care Program

The Enhanced Home and Community Care Program continues to provide services to clients through wellness check-ins, grocery pick-ups and transportation to and from doctor appointments. Enhanced Home and Community Care Program is offered through self-referral, family/caregiver referral or physician referral. The Elder Social, Christmas Elder Social, and the Meals on Wheels program are facilitated through the Home Care Program.

For more info: contact Dominique or Kamryn at the Wellness Centre at 902-676-3007.

Maternal Child Health

"Little Buds" is a program for moms and babies to get out of the house to have time to socialize and meet new moms. Once a week moms and babies get together to have lunch, socialize, and participate in an activity/field trip such as Island Hill Farms, apple picking, Jewells Country Market, a pool day, making sensory bags, making ribbon skirts and shirts, and baby food making classes.

Mi'kmaq Health Systems Navigator

As we all know, navigating our Provincial Health System is becoming an increasing challenge. Crissy Riley, LPN knows all too well the challenges we all endure to get quality, timely health care.

Crissy's role as Health Systems Navigator for Abegweit is to assist community members with gaining access to any individual's health care needs:

- Physician access
- Dental access
- Pharmacy questions and access
- NIHB assistance
- Off island appointment arrangements
- Life Line access
- Mental Health and Addictions access
- Traditional Healing arrangements
- Advocation for Community Members
- Medical Equipment Procurement

- Working with other Health Systems Navigators within the PEI Health Care System (Cancer & Stroke Navigators)
- Attend appointments with clients
- Arrange Transportation for clients

In addition to her role of assisting Community Members, she is also a strong advocate for the Community of Abegweit Members and Mi'kmaq people across PEI. She represents Abegweit at the table with Health PEI Leadership, Chief Public Health Office and NIHB Navigators across Canada. Her goal is to improve treatment, care and ultimately to improve health outcomes for Community Members and other First Nations Peoples. Anyone with questions or concerns are encouraged to reach out to Crissy at Abegweit First Nation Mi'kmaq Wellness Centre.

ABEGWEIT IN THE NEWS

Governor General of Canada, Her Excellency the Right Honourable Mary Simon, visits Abegweit First Nation

The Governor General of Canada visited Scotchfort and enjoyed a community celebration where residents had the opportunity to meet Her Excellency. The official visit was a tremendous opportunity for the community to strengthen relationships, raise awareness, and foster a deeper understanding of our culture and aspirations.



Chief's Haunted Barn

The Chief's Haunted Barn was back for another year, bringing the community together for a great cause! This year, the community raised an impressive 10,500 lbs of non-perishable food items – equivalent to 12 truck loads – for the local food bank. Thanks to the incredible support of community members and volunteers, we were able to make a meaningful impact in addressing food security needs in the area.



Indigenous Veterans Day – November 8, 2023

Each year, Abegweit First nation recognizes the contributions Indigenous people have made to military service during the first, second World Wars and the Koran War. The service hosted by the Chief and Band Council, invites community members, the public, local schools, First Responders, RCMP, Military Veterans and organizations, and both levels of government to participate in this service.



North American Indigenous Games 2023 – July 2023

This year, the North American Indigenous Games took place in in Kijipuktuk (Halifax) from July 15-23, 2023. The 10th edition of the Games brought over 5,000 athletes and team staff from more than 756 Indigenous Nations to celebrate, share, and reconnect through sport and culture. Abegweit First Nation was proud to send seven incredible young athletes to represent Team PEI: Alexis Jadis, Blake Gallant, Ellen Jadis, Leah Sabattis, Natalie Gallant, Serenity Jadis, and Owen Peter-Paul. Team PEI returned home with eight medals.



TOBACCO AND FUEL TAX REBATES AND SPENDING

(April 1, 2023 to March 31, 2024)	2023/24	2022/23
Total Tobacco Tax Rebate from Province of PEI	1,147,444	1,134,766
Amount of Rebate relating to sales to FN members	688,466	680,860
Total tax rebates available to Band	\$458,978	\$453,906
Distributed as bonuses to community members		
- Summer	117,750	120,100
- Christmas	248,200	232,600
Total Community member bonuses	365,950	352,700
Housing Expenses – NOT funded by AANDC	216,534	341,502
Employment – Seasonal workers & Construction crew	68,171	27,857
Cultural Events - Mawiomi	53,460	37,470
- Workshops		
Elder Assistance – Cleaning, caretaking, etc	1,000	3,000
Youth Assistance – School trips, awards, travel, etc	6,852	10,461
Hurricane Assistance		11,200
Misc. Community Expenses – Funeral/wakes, moose	80,340	79,375
Christmas Events	17,791	30,032
Halloween	13,764	1,600
Sports Activities	13,152	6,869
Heat and Lights for Elders	73,045	76,483
Snow Removal	10,150	9,600
Total Expenses funded by tax rebates	\$918,208	\$988,149
Difference of revenues and expenses	-\$459,230	-\$534,243
<p>Please note: when cigarettes and tobacco are purchased from the wholesaler the Band pays tax on all purchases. When the Band sells cigarettes and tobacco to First Nation members they do not collect tax on the sale. Per Gas Bar Manager, approx. 60 % of sales are to First Nation members so a large part of the rebate from the Province is to reimburse the Band for tax already paid when the products were purchased from the wholesaler. Fuel tax rebate – is recorded on the Gas Bar statements therefore is not available for community expenditure.</p>		

CONSOLIDATED FINANCIAL STATEMENTS – ABEGWEIT FIRST NATION

Appendix A

Consolidated Financial Statements

Abegweit First Nation

March 31, 2024

Contents

	Page
Management's responsibility for financial reporting	1
Independent Auditors' report	2 - 3
Consolidated statement of operations	4
Consolidated statement of financial position	5
Consolidated statement of cash flows	6
Consolidated statement of changes in net debt	7
Notes to the consolidated financial statements	8 - 18
Schedule of segmented disclosure	19 - 20
Schedule of tangible capital assets	21

Management's responsibility for financial reporting

The accompanying consolidated financial statements and schedules of the Abegweit First Nation and all the information in this annual report are the responsibility of management and have been approved by the Chief on behalf of the Council.


The consolidated financial statements and schedules have been prepared by management in accordance with Canadian public sector accounting standards prescribed for governments as recommended by the Public Sector Accounting Board of the Chartered Professional Accountants of Canada. Consolidated financial statements are not precise since they include certain amounts based on estimates and judgements. When alternative accounting methods exist, management has chosen those it deems most appropriate in the circumstances, in order to ensure that the consolidated financial statements are presented fairly, in all material respects.

The Band Council maintains systems of internal accounting and administrative controls of high quality, consistent with reasonable cost. Such systems are designed to provide reasonable assurance that the financial information is relevant, reliable and accurate and the Band's assets are appropriately accounted for and adequately safeguarded.

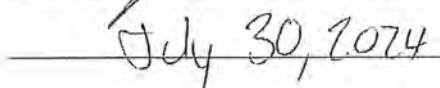
The Band Council is responsible for ensuring that management fulfills its responsibilities for financial reporting and is ultimately responsible for reviewing and approving the consolidated financial statements.

The Band Council meets periodically with management, as well as the external auditors, to discuss internal controls over the financial reporting process, auditing matters and financial reporting issues, to satisfy themselves that each party is properly discharging their responsibilities, and to review the annual report, the consolidated financial statements and the external auditors' report.

The consolidated financial statements and schedules have been audited by Teed Saunders Doyle in accordance with Canadian generally accepted auditing standards on behalf of the members. Teed Saunders Doyle has full and free access to the Council.



Chief



Date

INDEPENDENT AUDITORS' REPORT

To the Chief, Councillors, and Community Members of the Abegweit First Nation,

Opinion

We have audited the accompanying consolidated financial statements of Abegweit First Nation (the "Band"), which comprise the consolidated statement of financial position as at March 31, 2024, and the consolidated statements of operations, changes in net debt and cash flows, and schedules for the year then ended, and a summary of significant accounting policies and other explanatory information.

In our opinion, the accompanying financial statements present fairly, in all material respects, the financial position of the Band as at March 31, 2024, and the results of its operations and its cash flows for the year then ended in accordance with Canadian public sector accounting standards.

Basis for Opinion

We conducted our audit in accordance with Canadian generally accepted auditing standards. Our responsibilities under those standards are further described in the *Auditors' Responsibilities for the Audit of the Financial Statements* section of our report. We are independent of the Company in accordance with the ethical requirements that are relevant to our audit of the financial statements in Canada, and we have fulfilled our ethical responsibilities in accordance with those requirements. We believe that the audit evidence we have obtained is sufficient and appropriate to provide a basis for our opinion.

Responsibilities of Management and Those Charged with Governance for the Financial Statements

Management is responsible for the preparation and fair presentation of these consolidated financial statements in accordance with Canadian public sector accounting standards, and for such internal control as management determines is necessary to enable the preparation of consolidated financial statements that are free from material misstatement, whether due to fraud or error.

In preparing the financial statements, management is responsible for assessing the Band's ability to continue as a going concern, disclosing, as applicable, matters relating to going concern and using the going concern basis of accounting unless management either intends to liquidate the Band or to cease operations, or has no realistic alternative but to do so.

Those charged with governance are responsible for overseeing the Band's financial reporting process.

Auditors' Responsibilities for the Audit of the Financial Statements

Our objectives are to obtain reasonable assurance about whether the consolidated financial statements as a whole are free from material misstatement, whether due to fraud or error, and to issue an auditors' report that includes our opinion. Reasonable assurance is a high level of assurance, but is not a guarantee that an audit conducted in accordance with Canadian generally accepted auditing standards will always detect a material misstatement when it exists. Misstatements can arise from fraud or error and are considered material if, individually or in the aggregate, they could reasonably be expected to influence the economic decisions of users taken on the basis of these financial statements.

(continues)

As part of an audit in accordance with Canadian generally accepted auditing standards, we exercise professional judgment and maintain professional skepticism throughout the audit. We also:

- Identify and assess the risks of material misstatement of the financial statements, whether due to fraud or error, design and perform audit procedures responsive to those risks, and obtain audit evidence that is sufficient and appropriate to provide a basis for our opinion. The risk of not detecting a material misstatement resulting from fraud is higher than for one resulting from error, as fraud may involve collusion, forgery, intentional omissions, misrepresentations, or the override of internal control.
- Obtain an understanding of internal control relevant to the audit in order to design audit procedures that are appropriate in the circumstances, but not for the purpose of expressing an opinion on the effectiveness of the Band's internal control.
- Evaluate the appropriateness of accounting policies used and the reasonableness of accounting estimates and related disclosures made by management.
- Conclude on the appropriateness of management's use of the going concern basis of accounting and, based on the audit evidence obtained, whether a material uncertainty exists related to events or conditions that may cast significant doubt on the Band's ability to continue as a going concern. If we conclude that a material uncertainty exists, we are required to draw attention in our auditors' report to the related disclosures in the financial statements or, if such disclosures are inadequate, to modify our opinion. Our conclusions are based on the audit evidence obtained up to the date of our auditors' report. However, future events or conditions may cause the Band to cease to continue as a going concern.
- Evaluate the overall presentation, structure and content of the financial statements, including the disclosures, and whether the financial statements represent the underlying transactions and events in a manner that achieves fair presentation.

We communicate with those charged with governance regarding, among other matters, the planned scope and timing of the audit and significant audit findings, including any significant deficiencies in internal control that we identify during our audit.

Saint John, New Brunswick
July 30, 2024


CHARTERED PROFESSIONAL ACCOUNTANTS

Abegweit First Nation

Consolidated statement of operations

March 31	Budget	2024	2023
Revenue			
Indigenous Services Canada (ISC)	\$ 8,386,143	\$ 7,917,722	\$ 6,447,352
ACOA	617,552	558,221	1,243,470
Canada Mortgage & Housing Corporation	2,605,446	2,481,788	195,751
Department of Fisheries & Oceans Canada	598,758	1,285,372	1,586,838
CANDO	894,306	894,306	400,000
Fuel & tobacco rebates	1,134,766	1,147,444	1,134,766
Government of Canada	924,967	550,925	5,000
Government of PEI	910,920	5,217,685	1,963,562
Health Canada	4,029,750	4,355,443	3,119,586
Heritage Canada	-	-	95,679
Mi'kmaq Confederacy of PEI	999,808	968,411	848,224
PEI Mi'kmaq Holdings	665,000	475,000	175,000
Miscellaneous	520,051	716,371	1,194,489
Gain on sale of assets	-	-	47,193
Revenue from sale of products or services	<u>10,989,438</u>	<u>9,635,694</u>	<u>11,533,396</u>
	<u>33,276,905</u>	<u>36,204,382</u>	<u>30,010,308</u>
Expenditures			
Administration	3,479,891	4,142,615	3,385,759
Capital, Operating & Maintenance	2,510,800	3,046,284	2,961,761
Conservation Society	821,545	740,863	805,810
Early Years Centre	591,750	764,571	755,964
Economic Development	971,437	1,363,676	736,413
Education	1,874,268	1,846,363	1,682,188
Epekwitk Gas Bar	8,916,040	7,904,760	8,986,146
Fisheries	1,923,861	2,483,242	2,363,564
Fisheries – AFS	150,000	143,378	151,617
Hatchery	131,702	182,331	194,158
Health Services	4,128,811	4,310,018	2,831,980
Redstone Auto & Marine	-	-	374,894
Social Services	<u>949,047</u>	<u>797,791</u>	<u>824,750</u>
	<u>26,449,152</u>	<u>27,725,892</u>	<u>26,055,004</u>
Net revenue	<u>6,827,753</u>	<u>8,478,491</u>	<u>3,955,304</u>
<hr/>			
Accumulated surplus, beginning of year	17,423,885	17,423,885	13,468,581
Net revenue	<u>6,827,753</u>	<u>8,478,491</u>	<u>3,955,304</u>
Accumulated surplus, end of year	<u>24,251,638</u>	<u>25,902,376</u>	<u>17,423,885</u>

See accompanying notes and schedules to the consolidated financial statements.

Abegweit First Nation

Consolidated statement of financial position


March 31

2024

2023

Financial assets		
Cash and cash equivalents	\$ 4,328,107	\$ 4,654,164
Accounts receivable (Note 3)	13,572,085	5,412,942
Inventory held for resale (Note 4)	215,600	202,859
Replacement reserve (Note 5)	209,803	222,593
Trust Funds ISC (Note 6)	15,603	15,101
Restricted cash	<u>157,152</u>	<u>157,152</u>
	<u>18,498,350</u>	<u>10,664,812</u>
Financial liabilities		
Accounts payable and accrued liabilities	2,418,569	977,122
Severance liability	129,516	133,570
Deferred revenue	13,388,522	7,886,615
Long-term debt (Note 9)	2,736,129	2,069,233
RRAP liability (Note 10)	<u>223,220</u>	<u>94,895</u>
	<u>18,895,956</u>	<u>11,161,434</u>
Net debt	<u>(397,605)</u>	<u>(496,622)</u>
Non financial assets		
Prepays (Note 7)	88,987	82,591
Intangible assets	445,000	445,000
Tangible capital assets (Page 21)	<u>25,765,995</u>	<u>17,392,917</u>
	<u>26,299,982</u>	<u>17,920,508</u>
Net assets	<u>\$ 25,902,376</u>	<u>\$ 17,423,885</u>
<hr/>		
Accumulated surplus	\$ 25,676,970	\$ 17,186,191
Replacement reserve (Note 5)	209,803	222,593
Trust Funds ISC (Note 6)	<u>15,603</u>	<u>15,101</u>
	<u>\$ 25,902,376</u>	<u>\$ 17,423,885</u>

On behalf of the Band Council



See accompanying notes and schedules to the consolidated financial statements.

5

Abegweit First Nation

Consolidated statement of cash flows

March 31

2024

2023

Increase (decrease) in cash and cash equivalents

Operating activities		
Revenues	\$ 8,478,491	\$ 3,955,304
Items not affecting cash		
Amortization	1,611,399	1,208,386
Gain on sale	-	(47,193)
Change in non-cash working capital items		
Increase in accounts receivable	(8,159,143)	(1,107,401)
Increase in inventory	(12,741)	(27,950)
(Increase) in prepaid expenses	(6,396)	(74,561)
Decrease (increase) in Replacement Reserve	12,790	(64,486)
Increase in Trust Funds ISC	(502)	(460)
Increase in accounts payable and accrued liabilities	1,441,447	333,438
Increase (decrease) in severance liability	(4,054)	988
Increase in deferred revenue	5,501,907	1,746,171
Increase (decrease) in RRAP liabilities	<u>128,324</u>	<u>(60,561)</u>
	8,991,525	5,982,798
Financing activities		
Proceeds from issuance of long term debt	836,733	230,000
Principal repayments of long term debt	<u>(169,838)</u>	<u>(221,686)</u>
	666,895	8,314
Investing activities		
Purchase of tangible capital assets	(9,984,477)	(5,756,481)
Proceeds from disposal of assets	-	75,458
	<u>(9,984,477)</u>	<u>(5,681,022)</u>
Net change in cash and cash equivalents	(326,057)	310,090
Cash and cash equivalents,		
Beginning of year	<u>4,654,164</u>	<u>4,344,074</u>
End of year	<u>\$ 4,328,107</u>	<u>\$ 4,654,164</u>

See accompanying notes and schedules to the consolidated financial statements.

Abegweit First Nation

Consolidated statement of changes in net debt

March 31	Budget	2024	2023
Net revenues	\$6,827,753	\$ 8,478,491	\$ 3,955,304
Gain on sale of asset	-	-	(47,193)
Amortization	1,384,400	1,611,399	1,208,386
Acquisition of tangible capital assets	(7,953,588)	(9,984,477)	(5,756,481)
Proceeds from sale of tangible capital assets	-	-	75,458
	<u>258,565</u>	<u>105,412</u>	<u>(564,525)</u>
Use of prepaid expense, net of acquisitions	-	(6,395)	(74,561)
Change in net debt	-	99,017	(639,086)
Net debt beginning of year	-	(496,622)	142,464
Net debt, end of year	-	<u>(397,605)</u>	<u>(496,622)</u>

See accompanying notes and schedules to the consolidated financial statements.

Abegweit First Nation

Notes to the consolidated financial statements

March 31, 2024

1. Summary of significant accounting policies

Consolidation

These consolidated financial statements consolidate the assets, liabilities and results of operations of the Abegweit First Nation's reporting entity.

Reporting entity

The consolidated financial statements reflect the assets, liabilities, revenues, expenditures, cash flows and changes in net debt of the reporting entity. The reporting entity is comprised of all organizations and committees that are accountable to the Band for administration of their financial affairs and resources and which are owned by the Band. Interdepartmental and organizational transactions and balances are eliminated.

Basis of presentation

The consolidated financial statements of Abegweit First Nation are the representations of management prepared in accordance with generally accepted accounting principles for local governments as established by the Public Sector Accounting Board (PSAB) of the Chartered Professional Accountants of Canada.

The focus of PSAB consolidated financial statements is on the consolidated financial position of the Band and the changes thereto. The Consolidated Statement of Financial Position includes all of the assets and liabilities of the Band.

Revenue recognition

Government transfers and rebates are recognized as revenues in the period in which the events giving rise to the transfer and rebates occur, providing the amounts are authorized, any eligibility criteria have been met and reasonable estimates of the amounts can be made. Transfers associated with capital projects are restricted in their use and are recorded as deferred revenue until the qualifying capital project funds have been expended. All other revenues and unrestricted contributions are recognized as revenue when received or receivable if the amount to be received can be reasonably estimated and collection is reasonably assured.

Contributions from other sources are deferred when restrictions are placed on their use by the contributor and are recognized as revenue when used for the specific purpose.

Revenue from sales of fish products are recognized when the price is fixed or determinable, collectability is reasonably assured and upon shipment to, and acceptance by, the buyer.

Cash and cash equivalents

Cash and cash equivalents include cash on hand, balances with banks and term deposits net of any bank overdraft. Bank borrowings are considered to be financing activities.

Inventories for resale

Inventories of supplies and goods available for resale are recorded at the lower of cost and net realizable value. Inventory is tracked using the first in first out method.

Abegweit First Nation

Notes to the consolidated financial statements

March 31, 2024

1. Summary of significant accounting policies (cont'd)

Intangible assets

Fishing licenses have indefinite lives, are not amortized and are tested for impairment annually or more frequently, if events or changes in circumstances indicate that the assets might be impaired. Fishing licenses are determined to have infinite lives as the annual renewal fee is nominal, the Band has both the ability and intent to renew or extend the life of the license and there has been a history of being able to obtain renewals from government. The impairment test compares the fair value of fishing licenses to their carrying values. When the fair value is less than the carrying value then an impairment loss would be recognized in the consolidated statement of earnings and retained earnings.

Tangible capital assets

Tangible capital assets are recorded at cost, which includes all amounts that are directly attributable to acquisition, construction, development and betterment of the asset. The cost of the tangible capital asset is amortized using the declining balance method at the following rates:

Boats	15%
Buildings	4%
Computer hardware	30%
Computer software	100%
Equipment	20%
Fencing	8%
Furniture and equipment	20%
Headstart renovations	33.3%
Housing – CMHC Section 95	10%
Infrastructure	10%
Landscaping	8%
Office furniture	20%
Parking lot	8%
Sign	20%
Vehicles	30%

Non-financial assets

Non-financial assets are not available to discharge existing liabilities and are held for use in the provision of services. They have useful lives extending beyond the current year and are not intended for sale in the normal course of operations. The change in non-financial assets during the year, together with the excess of revenue over expenditures, provides the consolidated change in net debt for the year.

Liability for contaminated sites

Contaminated sites are a result of contamination being introduced into air, soil, water or sediment of a chemical, organic or radioactive material or live organism that exceeds an environmental standard. The liability is recorded net of any expected recoveries. A liability for remediation of contaminated sites is recognized when all of the following criteria are met:

- I. an environmental standard exists;
- II. contamination exceeds the environmental standards;
- III. the First Nation is directly responsible or accepts responsibility; and
- IV. a reasonable estimate of the amount can be made.

Management has reviewed potential sites where they feel a material liability may exist and has concluded there is no known liability at this time.

Abegweit First Nation

Notes to the consolidated financial statements

March 31, 2024

1. Summary of significant accounting policies (cont'd)

Use of estimates

The preparation of consolidated financial statements in conformity with Canadian generally accepting accounting principles requires management to make estimates and assumptions that affect the reported amount of assets and liabilities, the disclosure of contingent assets and liabilities at the date of the consolidated financial statements and the reported amounts of revenues and expenditures during the year. Significant items subject to such estimates and assumptions include valuation of accounts receivable and the estimated useful lives of property and equipment. Actual results could differ from these estimates used in these consolidated financial statements.

2. Band employee benefits

The Band matches employee's contributions to a Registered Retirement Savings Plan (RRSP). During the year there was \$165,720 (2023 - \$162,724) contributed to RRSP plans. This represented both the Band's and the employees' portion of the contribution and was included in expenses for the year.

3. Accounts receivable

	<u>2024</u>	<u>2023</u>
Indigenous Services Canada	\$4,095,060	\$2,123,827
Health Canada	4,038,025	-
CANDO	627,639	-
ACOA	90,669	453,957
Department of Fisheries and Oceans	935,805	1,951,268
Government of Prince Edward Island	2,350,255	30,000
CMHC	4,263	1,276
Epekwitk Assembly of Councils Inc.	480,788	249,758
Government of Canada	476,240	91,990
Miscellaneous	380,460	313,936
Payroll advances	5,874	7,669
Province of PEI tax rebates	-	52,405
Ultramar	63,398	119,269
Canada Revenue Agency	<u>23,609</u>	<u>17,586</u>
	<u>\$13,572,085</u>	<u>\$5,412,942</u>

Abegweit First Nation

Notes to the consolidated financial statements

March 31, 2024

4. Inventory held for resale

Inventory held for resale included in the consolidated statement of financial position are comprised of the following amounts:

	<u>2024</u>	<u>2023</u>
Gas bar inventory	\$ 166,561	\$ 153,820
Redstone Auto and Marine inventory	<u>49,039</u>	<u>49,039</u>
	<u>\$ 215,600</u>	<u>\$ 202,859</u>

5. Replacement reserve

Under the terms of an agreement with Canada Mortgage and Housing Corporation, the replacement reserve is being credited annually based on \$1,000 per unit, per year pro rated in the year of acquisition. The funds for this reserve are maintained in accounts that are secured by the Canadian Deposit Insurance Corporation and may be used as approved by Canada Mortgage and Housing Corporation.

6. Trust funds ISC

	<u>March 31, 2023</u>	<u>Additions 2024</u>	<u>Withdrawals 2024</u>	<u>March 31, 2024</u>
Trust funds	\$ 15,101	\$ 502	\$ -	\$ 15,603

The trust funds arise from monies derived from capital or revenue sources as outlined in Section 62 of the *Indian Act*. These funds are held in trust in the Consolidated Revenue Fund of the Government of Canada. The management of these funds is primarily governed by Sections 63 to 69 of the *Indian Act*.

7. Prepaids

Prepaid expenses included in the consolidated statement of financial position are comprised of the following amounts:

	<u>2024</u>	<u>2023</u>
Post-secondary education – living allowance	\$ 4,760	\$ -
Insurance	84,227	65,382
Social assistance	<u>-</u>	<u>17,209</u>
	<u>\$ 88,987</u>	<u>\$ 82,591</u>

8. Bank indebtedness

The Band has access to operating lines of credit with approved borrowing amounts of \$750,000 from January 15 to April 2 and a borrowing limit of \$500,000 for the remainder of the year. The credit facility bears interest at a rate of prime plus 0.90%. As of March 31, 2024, \$750,000 (2023-\$ 750,000) of the line of credit was unused.

Abegweit First Nation

Notes to the consolidated financial statements

March 31, 2024

9. Long-term debt	<u>2024</u>	<u>2023</u>
0.68% demand loan maturing in 2025, repayable in equal monthly instalments of principal and interest of \$460.	\$ 57,201	\$ 62,312
3.05% demand loan maturing in 2024, repayable in equal monthly instalments of principal and interest of \$577.	60,639	65,629
1.88% demand loan maturing in 2027, repayable in equal monthly instalments of principal and interest of \$548.	75,055	80,179
2.27% demand loan maturing in 2027, repayable in equal monthly instalments of principal and interest of \$569.	77,368	82,390
2.27% demand loan maturing in 2027, repayable in equal monthly instalments of principal and interest of \$569.	77,366	82,388
2.27% demand loan maturing in 2027, repayable in equal monthly instalments of principal and interest of \$578.	78,236	83,353
1.13% demand loan maturing in 2026, repayable in equal monthly instalments of principal and interest of \$542.	74,008	79,650
1.13% demand loan maturing in 2026, repayable in equal monthly instalments of principal and interest of \$542.	74,008	79,650
5.85% demand loan maturing in 2027, repayable in equal monthly instalments of principal and interest of \$1,940.	153,240	167,136
5.72% demand loan maturing in 2027, repayable in equal monthly instalments of principal and interest of \$646.	50,901	55,200
5.72% demand loan maturing in 2027, repayable in equal monthly instalments of principal and interest of \$646.	50,901	55,200
4.66% demand loan maturing in 2028, repayable in equal monthly instalments of principal and interest of \$586.	52,285	56,776
4.66% term loan maturing in 2028, repayable in equal monthly instalments of principal and interest of \$725.	89,950	94,349

Abegweit First Nation

Notes to the consolidated financial statements

March 31, 2024

9. Long term debt (cont'd)	<u>2024</u>	<u>2023</u>
0.73% term loan maturing in 2025, repayable in equal monthly instalments of principal and interest of \$539.	92,914	98,685
0.68% term loan maturing in 2025, repayable in equal monthly instalments of principal and interest of \$540.	91,420	97,257
1.22% demand loan maturing in 2026, repayable in equal monthly instalments of principal and interest of \$547.	99,929	105,243
Prime plus 1.1% term loan maturing in 2027, to be repaid as follows: \$21,225 per year, including principal and interest payable on June 1 of each year, from June 1, 2024 to and including June 1, 2026.	54,000	72,000
1.22% term loan maturing in 2026, repayable in equal monthly instalments of principal and interest of \$617.	128,248	133,868
1.5% term loan maturing in 2027, repayable in equal monthly instalments of principal and interest of \$1,104.	154,789	165,645
4.17% term loan maturing in 2025, repayable in equal monthly instalments of principal and interest of \$2,775.	93,715	122,348
6.5% term loan maturing in 2027, repayable in equal monthly instalments of principal and interest of \$2,005.	218,163	227,660
3.58% term loan maturing in 2029, repayable in equal monthly instalments of principal and interest of \$2,583.	358,001	-
4.49% term loan maturing in 2028, repayable in monthly instalments of principal and interest of \$1,372.	177,109	-
6.51% term loan maturing in 2028, repayable in monthly instalments of principal and interest of \$2,240.	296,679	-
Loans repaid during the year	<u>-</u>	<u>2,222</u>
	<u>\$ 2,736,129</u>	<u>\$2,069,233</u>

Abegweit First Nation

Notes to the consolidated financial statements

March 31, 2024

9. Long term debt (cont'd)

Based on these terms the principal repayments in the next five years are due as follows:

2025	\$	195,487
2026	\$	201,505
2027	\$	207,787
2028	\$	162,398
2024	\$	167,803
Thereafter	\$	1,801,149

Demand loans are secured by a general security agreement constituting a first ranking security interest in all property and irrevocable Band Council resolution authorizing borrowings.

10. RRAP liability

Canada Mortgage and Housing Corporation ("CMHC") has granted forgivable loans to Abegweit First Nation through the Residential Rehabilitation Assistance Program to finance modifications for the accessibility of disabled members. The loans are only forgivable if the First Nation fulfils a list of conditions proposed by CMHC and must be repaid if these conditions are not met. The loans are forgivable over periods of three to five years and give rise to a liability until the funds are fully forgiven. The liability for the remaining balance of the loans to be forgiven as of March 31, 2024, totals \$223,220 (2023 - \$94,895).

11. CMHC funding

Abegweit First Nation is an eligible recipient under the Section 95 housing program operated by Canada Mortgage and Housing Corporation.

12. Commitments

The Abegweit First Nation has provided a letter of guarantee to Ultramar Ltd. and has a franchise agreement with Merrik Franchising (Maritimes) Limited relating to the gas bar operation.

13. Economic dependence

The Abegweit First Nation receives a major portion of its revenues pursuant to a funding arrangement with Indigenous Services Canada. As this is the major source of revenues, the organization's ability to continue viable operations is dependent upon maintaining this funding source.

Abegweit First Nation

Notes to the consolidated financial statements

March 31, 2024

14. Contingencies

Abegweit First Nation has entered into contribution agreements with various federal government departments. Funding received under these agreements is subject to repayment if the First Nation fails to comply with the terms and conditions of the agreements.

In addition, in the normal course of its operations, Abegweit First Nation may become involved in legal actions. Some other potential liabilities may become actual liabilities when one or more future events occur or fail to occur. To the extent that the future event is likely to occur, and a reasonable estimate of the loss can be made, an estimated liability is accrued and an expense recorded on the Abegweit First Nation consolidated financial statements.

15. Government transfers

	2024			2023		
	Operating	Capital	Total	Operating	Capital	Total
Federal Government Transfers:						
Indigenous Services Canada	7,057,224	860,498	7,917,722	5,526,688	920,664	6,447,352
Atlantic Canada Opportunities Agency	-	558,221	558,221	187,044	1,056,427	1,243,470
Canada Mortgage & Housing Corporation	118,312	2,363,476	2,481,788	195,751	-	195,751
Department of Fisheries & Oceans	1,285,372	-	1,285,372	1,392,128	194,710	1,586,838
Government of Canada	550,925	-	550,925	5,000	-	5,000
Health Canada	4,138,516	216,927	4,355,443	2,569,097	550,489	3,119,586
Heritage Canada	-	-	-	95,679	-	95,679
Total	13,150,348	3,999,122	17,149,470	9,971,388	2,722,290	12,693,677
Provincial Government Transfers	894,983	4,322,703	5,217,685	579,937	1,383,625	1,963,562
	\$ 14,045,331	\$ 8,321,824	\$ 22,367,155	\$ 10,551,325	\$ 4,105,915	\$ 14,657,239

16. Budgeted figures

Budgeted figures have been provided for comparison purposes and have been derived from the estimates approved by the Band Council.

17. Funding reconciliation

	Opening	Funding	Revenue	Closing		
	balance	Received	Recognized	Balance	2024	2023
ISC	3,868,143	10,361,163	7,917,722	6,311,584	6,311,584	3,868,143
Health Canada	1,667,116	7,027,566	4,355,443	4,339,239	4,339,239	1,667,116
CMHC	1,750,000	2,546,446	2,363,476	1,932,970	1,932,970	1,750,000
Province of PEI	108,091	4,460,516	4,366,006	202,600	202,600	108,091
DFO	-	350,002	-	350,002	350,002	-
Lennox Island	50,000	225,980	180,980	95,000	95,000	50,000
Agriculture and Agri Food Canada	156,961	156,964	313,925	-	-	156,961
First Nation Land Management	23,500	-	23,500	-	-	23,500
ACOA	30,677	558,221	588,898	-	-	30,677
MCPEI	75,000	-	75,000	-	-	75,000
	\$ 7,729,488	\$ 25,686,857	\$ 20,184,950	\$ 13,231,395	\$ 13,231,395	\$ 7,729,488

Abegweit First Nation

Notes to the consolidated financial statements

March 31, 2024

19. Segmented reporting

The presentation by segment is based on the same accounting policies as described in the summary of significant accounting policies as described in Note 1. Funds were created for the purpose of recording specific activities to attain certain objectives in accordance with special regulations, restrictions or limitations. Band services are provided by departments and their activity is reported in these funds. The services provided by these departments are as follows:

Administrative

This segment includes departments that are responsible for the overall financial and local government administration. The tasks include, but are not limited to, daily accounting functions, preparation and coordination of the annual audited financial statements, coordination of the development of the annual budget, human resource functions for the entire municipal unit, economic development initiatives and maintenance of bylaws and policies. This would also include administrative and policy support for the Chief and all members of the Council.

Capital/Housing

This segment is responsible for providing housing and capital infrastructure for the Band's residents. This includes the operation of water and sewer utilities.

Social Services

This segment is responsible for providing social assistance to band members in need. This includes the basic needs and social needs programs.

Education Services

This segment is responsible for providing education funding. This includes tuition agreements, student's costs and supplies as required.

Health Services

Services provided by the Health department are included in this segment. The following tasks are delivered by this department: Aboriginal diabetes initiatives, adult care, brighter futures program, the early learning centre, health planning and various other programs depending on the funding obtained.

Epikwitk Gas Bar

The Band operates a gas station on the reserve. The revenues and expenses associated with the operations of the gas station are included in this segment.

Fisheries/Fisheries AFS

This segment is responsible for the commercial fishing of lobster, snow crab, etc. and other related fishing projects such as the hatchery.

Redstone Auto & Marine

The Band operates an auto and marine mechanic shop on the reserve. The revenues and expenditures associated with the operations of the mechanic shop are included in this segment.

Economic Development

The Band is involved in activities to promote economic development that benefits its community and members.

Abegweit Conservation Society

This segment is a registered charity, with the purpose of protecting the environment of Prince Edward Island by saving, supporting, protecting and assisting stressed and endangered fish, plant and animal species as well as cleaning, remediating and protecting streams, rivers, watersheds and forests.

Abegweit First Nation

Schedule of segmented disclosure

March 31, 2024

The following table presents the expenses incurred and the revenue generated by main object of expense and by major revenue type. The segment results for the period are as follows:

	Admin	Capital/ Housing	Social Services	Education Services	Health Services	Epekwitk Gas Bar	Fisheries	Hatchery	Fisheries AFS	Economic Development	Abegweit Conservation Society	Total	Less Intercompany Eliminations	2023
Revenues														
Indigenous & Northern Affairs Canada	\$ 1,810,841	\$ 2,539,367	\$ 982,639	\$ 2,015,411	\$ 65,000	\$ -	\$ -	\$ -	\$ -	\$ 504,464	\$ -	\$ 7,917,722		\$ 7,917,722
Other Federal government	5,000	3,376,094	-	-	4,355,443	-	758,748	66,465	164,174	872,146	527,985	10,126,054		10,126,054
Provincial government	674,952	100,000	-	-	552,014	-	-	139,840	-	3,706,719	44,160	5,217,685		5,217,685
Mi'kmaq Confederacy of PEI	571,956	61,561	-	9,386	288,008	-	-	-	-	37,500	-	968,411		968,411
Economic activities	475,000	-	-	-	18,109	7,986,543	1,734,576	-	-	147,028	8	10,361,264	(250,570)	10,110,694
Fuel & tobacco rebates	-	-	-	-	-	1,147,444	-	-	-	-	-	1,147,444		1,147,444
Other revenue	470,296	168,055	-	-	459,022	-	7,975	16,868	-	44,303	64,872	1,231,392	(515,021)	716,371
	\$ 4,008,045	\$ 6,245,078	\$ 982,639	\$ 2,024,797	\$ 5,737,596	\$ 9,133,988	\$ 2,501,298	\$ 223,173	\$ 164,174	\$ 5,312,160	\$ 637,025	\$ 36,969,973	\$ (765,591)	\$ 36,204,382
Expenditures														
Salaries & benefits	\$ 1,867,771	\$ 529,776	\$ 146,484	\$ 487,440	\$ 2,205,341	\$ 643,181	\$ 1,077,942	\$ 109,586	\$ 114,924	\$ 363,302	\$ 354,286	\$ 7,900,033	\$ -	\$ 7,900,033
Goods & services	2,451,872	1,551,619	834,218	1,356,121	3,052,184	7,168,830	1,201,833	72,745	28,454	811,582	295,830	18,825,287	(765,591)	18,059,696
Amortization	-	919,680	-	9,469	147,392	48,604	208,363	-	-	174,229	103,663	1,611,399	-	1,611,399
Interest	13,809	70,638	2,037	59	247	44,145	7,816	-	-	14,562	1,450	154,763	-	154,763
Other	-	-	-	-	-	-	-	-	-	-	-	-	-	-
	4,333,452	3,071,713	982,739	1,853,089	5,405,164	7,904,760	2,495,954	182,331	143,378	1,363,676	755,228	28,491,483	(765,591)	27,725,892
Net revenues (expenditures)	\$ (325,407)	\$ 3,173,365	\$ (100)	\$ 171,708	\$ 332,431	\$ 1,229,228	\$ 5,344	\$ 40,843	\$ 20,796	\$ 3,948,484	\$ (118,203)	\$ 8,478,491	\$ -	\$ 8,478,491

Abegweit First Nation Schedule of segmented disclosure

March 31, 2023

	Admin	Capital/ Housing	Social Services	Education Services	Health Services	Epekwitk Gas Bar	Fisheries	Hatchery	Fisheries AFS	Redstone Auto & Marine	Economic Development	Abegweit Conservatio n Society	Total	Less Intercompany Eliminations	2023
Revenues															
Indigenous & Northern Affairs Canada	\$ 1,193,226	\$ 1,864,100	\$ 1,214,508	\$ 1,644,968	\$ 27,763	\$ -	\$ -	\$ -	\$ -	\$ -	\$ 502,787	\$ -	\$ 6,447,352		\$ 6,447,352
Other Federal government	256,595	626,879	-	-	3,119,586	-	452,712	84,084	221,959	-	1,056,427	828,083	6,646,325		6,646,325
Provincial government	93,337	75,863	-	-	405,737	-	-	55,000	-	-	1,283,625	50,000	1,963,562		1,963,562
Mi'kmaq Confederacy of PEI	306,423	89,412	-	-	306,127	-	40,150	21,243	-	-	64,819	20,051	848,224		848,224
Economic activities	175,000	-	-	-	18,514	9,180,133	2,491,540	-	-	228,709	-	821	12,094,717	(366,321)	11,728,396
Fuel & tobacco rebates	-	-	-	-	-	1,134,766	-	-	-	-	-	-	1,134,766		1,134,766
Other revenue	710,526	108,563	-	-	425,356	-	133,014	52,935	-	-	35,716	20,090	1,486,199	(244,517)	1,241,682
	\$ 2,735,106	\$ 2,764,818	\$ 1,214,508	\$ 1,644,968	\$ 4,303,083	\$ 10,314,899	\$ 3,117,416	\$ 213,262	\$ 221,959	\$ 228,709	\$ 2,943,374	\$ 919,045	\$ 30,621,145	\$ (610,838)	\$ 30,010,308
Expenditures															
Salaries & benefits	\$ 1,335,527	\$ 825,227	\$ 154,314	\$ 308,797	\$ 1,794,684	\$ 742,698	\$ 1,085,435	\$ 118,517	\$ 135,677	\$ 203,732	\$ 232,909	\$ 405,221	\$ 7,342,738	\$ -	\$ 7,342,738
Goods & services	2,066,147	1,584,946	812,498	1,360,358	1,799,128	8,155,418	1,100,394	75,641	15,940	212,725	499,828	300,457	17,983,479	(610,838)	17,372,641
Amortization	-	708,491	-	13,523	95,037	49,180	234,039	-	-	11,916	-	96,201	1,208,386	-	1,208,386
Interest	25,971	37,272	2,455	57	245	38,850	8,087	-	-	3,013	3,676	11,613	131,239	-	131,239
Other	-	-	-	-	-	-	-	-	-	-	-	-	-	-	-
	3,427,644	3,155,936	969,267	1,682,736	3,689,093	8,986,146	2,427,955	194,158	151,617	431,386	736,413	813,492	26,665,842	(610,838)	26,055,004
Net revenues (expenditures)	\$ (692,539)	\$ (391,119)	\$ 245,241	\$ (37,768)	\$ 613,990	\$ 1,328,754	\$ 689,461	\$ 19,103	\$ 70,342	\$ (202,677)	\$ 2,206,961	\$ 105,553	\$ 3,955,304	\$ -	\$ 3,955,304

Abegweit First Nation Schedule of tangible capital assets

Year ended March 31, 2024

	<u>Boats</u>	<u>Infrastructure</u>	<u>Housing</u>	<u>Buildings</u>	<u>Vehicles</u>	<u>Equipment</u>	<u>2024</u>	<u>2023</u>
Cost:								
Opening balance	\$ 3,166,096	\$ 7,063,835	\$ 9,664,384	\$ 8,484,503	\$ 942,478	\$ 4,779,202	\$ 34,100,498	\$ 28,439,031
Acquisition of tangible capital assets	-	5,047,548	4,247,749	89,809	150,243	449,128	9,984,477	5,762,381
Disposal of tangible capital assets	-	-	-	-	-	-	-	(100,914)
Balance, end of year	\$ <u>3,166,096</u>	\$ <u>12,111,383</u>	\$ <u>13,912,133</u>	\$ <u>8,574,312</u>	\$ <u>1,092,721</u>	\$ <u>5,228,330</u>	\$ <u>44,084,975</u>	\$ <u>34,100,498</u>
Accumulated amortization								
Opening balance	\$ 2,257,754	\$ 4,137,756	\$ 5,123,782	\$ 1,273,245	\$ 497,918	\$ 3,416,041	16,707,681	15,565,944
Annual amortization	136,251	248,504	508,932	287,474	138,705	291,533	1,611,399	1,208,386
Accumulated amortization On disposals	-	-	-	-	-	-	-	(67,834)
Balance, end of year	<u>2,394,005</u>	<u>4,386,260</u>	<u>5,632,714</u>	<u>1,560,719</u>	<u>637,848</u>	<u>3,707,534</u>	<u>18,319,080</u>	<u>16,706,496</u>
Net book value of tangible capital assets	\$ <u>772,091</u>	\$ <u>7,725,123</u>	\$ <u>8,279,419</u>	\$ <u>7,013,593</u>	\$ <u>454,873</u>	\$ <u>1,520,796</u>	\$ <u>25,765,995</u>	\$ <u>17,392,917</u>